

# EVERIS™ LQ6 SERIES CONNECTOR

**Everis™ LQ6 Series quick disconnect couplings** feature 3/8" flow for liquid cooling of electronics applications. Everis LQ6 connectors offer a high-flow capacity to optimize liquid cooling system performance. The couplings' patented design offers reliable long-term connections and the non-spill valves provide drip-free connections and disconnections to protect sensitive equipment. FKM, FVMQ and EPDM seals are standard options for compatibility with dielectric or glycol/water coolants. For other material and termination options see your regional CPC sales representative.



## SPECIFICATIONS

**PRESSURE:** Vacuum to 120 psi, 8.3 bar

### TEMPERATURE:

**Operating:** 0°F to 240°F (-17°C to 115°C)

### Storage/Shipping:

-40°F to 240°F (-40°C to 115°C)

### MAXIMUM FLOW AT DISCONNECT:

5.0 gal/min, 11.3L/min

### MATERIALS:

#### Main Components:

Nickel-chrome plated brass

**Valves and Thumb latch:** Polysulfone

**Valve Springs (wetted):** Stainless steel

**External spring:** Stainless steel

**Seals:** EPDM standard (FKM, FVMQ options)

**Compliance:** RoHS, REACH

**COLOR:** Chrome with Cool Blue or Warm Red

### TUBING SIZES:

3/8" to 1/2" ID, 9.5mm to 12.7mm ID

**LUBRICANTS:** Krytox® PFPE

### SPILLAGE:

0.03 cc per disconnect rated at 0 psi

0.03 cc per disconnect rated at 120 psi

### AIR INCLUSION:

0.33 cc per connect

**FLOW COEFFICIENT:** Cv ~2.2 (1.9 Kv)

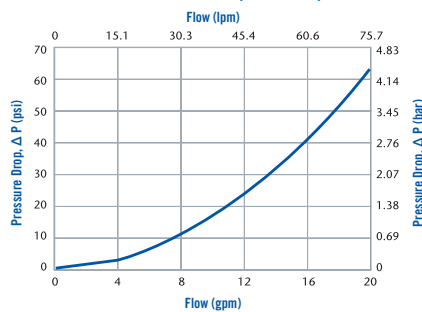
**WARNING:** Pressure, temperature, chemicals, and operating environment can affect the performance of couplings. It is the customer's responsibility to test the suitability of CPC's products in their own application conditions.

## FEATURES

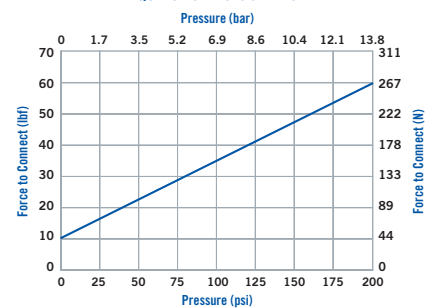
- Non-spill valve → Disconnect under pressure with no spills
- Redundant multi-lobed seals → Extra protection from leak-causing contaminants and debris
- High flow capacity with low pressure drop → Efficient, cost-effective cooling system
- EPDM, FKM or FVMQ seals → Compatibility with common coolants (e.g. glycol/water, mineral oil) and application temperatures
- Ergonomic body and latch design → Simple, intuitive one-handed operation
- Audible click → Connection assurance
- Color coding → Instant visual identification of cooling lines
- Low profile → Meets size requirements for space-constrained electronics
- Swivel connection → Allows user to orient latch or tube to facilitate installation and maintenance
- Single-piece options for insert → Space saving

## BENEFITS

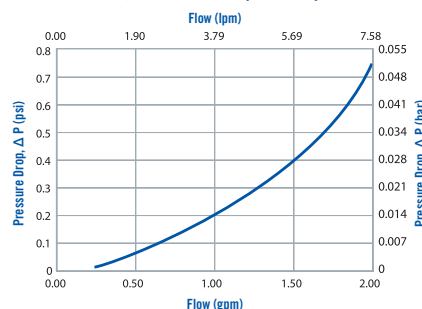
LQ6 WATER FLOW (0-20 GPM)



LQ6 FORCE TO CONNECT



LQ6 WATER FLOW (0-2 GPM)









These graphs are intended to give you a general idea of the performance capabilities of each product line. Contact CPC for flow of a particular coupling combination.









[cpcworldwide.com/Everis-LQ6](http://cpcworldwide.com/Everis-LQ6)

# EVERIS™ LQ6 SERIES DIMENSIONS

## COUPLING BODIES - Nickel-chrome plated brass

TERMINATION	TUBING/THREAD SIZE	METRIC EQ.	SHUTOFF	HEX	A	B	C
	IN-LINE LOCKING HOSE BARB	3/8" ID	9.5mm ID	LQ6D17006LRED	1.19 (30.1)	2.96 (75.1)	2.08 (52.8)
		3/8" ID	9.5mm ID	LQ6D17006LBLU	1.19 (30.1)	2.96 (75.1)	2.08 (52.8)
		1/2" ID	12.7mm ID	LQ6D17008LRED	1.19 (30.1)	3.08 (78.2)	2.08 (52.8)
		1/2" ID	12.7mm ID	LQ6D17008LBLU	1.19 (30.1)	3.08 (78.2)	2.08 (52.8)
	IN-LINE HOSE BARB	3/8" ID	9.5mm ID	LQ6D17006RED	1.19 (30.1)	2.73 (69.3)	2.08 (52.8)
		3/8" ID	9.5mm ID	LQ6D17006BLU	1.19 (30.1)	2.73 (69.3)	2.08 (52.8)
		1/2" ID	12.7mm ID	LQ6D17008RED	1.19 (30.1)	2.73 (69.3)	2.08 (52.8)
		1/2" ID	12.7mm ID	LQ6D17008BLU	1.19 (30.1)	2.73 (69.3)	2.08 (52.8)
	IN-LINE STRAIGHT THREAD PORT SAE	3/8 SAE-6: 9/16-18 <sup>1</sup>		LQ6D30006RED	1"	1.19 (30.1)	2.47 (62.7)
		3/8 SAE-6: 9/16-18 <sup>1</sup>		LQ6D30006BLU	1"	1.19 (30.1)	2.47 (62.7)
		1/2 SAE-8: 3/4-16 <sup>1</sup>		LQ6D30008RED	1"	1.19 (30.1)	2.52 (64.0)
		1/2 SAE-8: 3/4-16 <sup>1</sup>		LQ6D30008BLU	1"	1.19 (30.1)	2.52 (64.0)
	IN-LINE PIPE THREAD	3/8" NPT		LQ6D10006RED	1"	1.19 (30.1)	2.58 (65.5)
		3/8" NPT		LQ6D10006BLU	1"	1.19 (30.1)	2.58 (65.5)
	IN-LINE PTF	3/8" ID x 1/2" OD		LQ6D13008RED	1"	1.19 (30.1)	2.91 (73.9)
		3/8" ID x 1/2" OD		LQ6D13008BLU	1"	1.19 (30.1)	2.91 (73.9)
	IN-LINE THREAD G / BSPP	G3/8 <sup>2</sup>		LQ6D31006RED	26mm	1.19 (30.1)	2.59 (67.3)
		G3/8 <sup>2</sup>		LQ6D31006BLU	26mm	1.19 (30.1)	2.59 (67.3)
		G1/2 <sup>2</sup>		LQ6D31008RED	26mm	1.19 (30.1)	2.59 (67.3)
		G1/2 <sup>2</sup>		LQ6D31008BLU	26mm	1.19 (30.1)	2.59 (67.3)

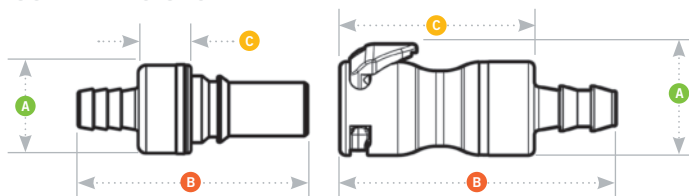
## COUPLING INSERTS - Nickel-chrome plated brass

TERMINATION	TUBING/THREAD SIZE	METRIC EQ.	SHUTOFF	HEX	A	B	C
	IN-LINE LOCKING HOSE BARB	3/8" ID	9.5mm ID	LQ6D22006LRED	1.0 (25.3)	2.79 (70.7)	0.65 (16.4)
		3/8" ID	9.5mm ID	LQ6D22006LBLU	1.0 (25.3)	2.79	0.65 (16.4)
		1/2" ID	12.7mm ID	LQ6D22008LRED	1.0 (25.3)	2.91	0.65 (16.4)
		1/2" ID	12.7mm ID	LQ6D22008LBLU	1.0 (25.3)	2.91	0.65 (16.4)
	IN-LINE HOSE BARB	3/8" ID	9.5mm ID	LQ6D22006RED	1.0 (25.3)	2.56 (65.0)	0.65 (16.4)
		3/8" ID	9.5mm ID	LQ6D22006BLU	1.0 (25.3)	2.56 (65.0)	0.65 (16.4)
		1/2" ID	12.7mm ID	LQ6D22008RED	1.0 (25.3)	2.56 (65.0)	0.65 (16.4)
		1/2" ID	12.7mm ID	LQ6D22008BLU	1.0 (25.3)	2.56 (65.0)	0.65 (16.4)
	IN-LINE STRAIGHT THREAD PORT SAE	3/8 SAE-6: 9/16-18 <sup>1</sup>		LQ6D46006RED	1"	1.10 (27.9)	2.30 (58.4)
		3/8 SAE-6: 9/16-18 <sup>1</sup>		LQ6D46006BLU	1"	1.10 (27.9)	2.30 (58.4)
		1/2 SAE-8: 3/4-16 <sup>1,3</sup>		LQ6D46008RED	7/8"	1.10 (27.9)	1.95 (49.6)
		1/2 SAE-8: 3/4-16 <sup>1,3</sup>		LQ6D46008BLU	7/8"	1.10 (27.9)	1.95 (49.6)
	IN-LINE PIPE THREAD	3/8" NPT		LQ6D24006RED	1"	1.10 (27.9)	2.41 (61.2)
		3/8" NPT		LQ6D24006BLU	1"	1.10 (27.9)	2.41 (61.2)
	IN-LINE PTF	3/8" ID x 1/2" OD		LQ6D20008RED	1"	1.10 (27.9)	2.74 (69.6)
		3/8" ID x 1/2" OD		LQ6D20008BLU	1"	1.10 (27.9)	2.74 (69.6)
	IN-LINE THREAD G / BSPP	G3/8 <sup>2</sup>		LQ6D47006RED	26mm	1.12 (28.4)	2.42 (61.5)
		G3/8 <sup>2</sup>		LQ6D47006BLU	26mm	1.12 (28.4)	2.42 (61.5)
		G1/2 <sup>2,3</sup>		LQ6D47008RED	26mm	1.12 (28.4)	2.04 (51.8)
		G1/2 <sup>2,3</sup>		LQ6D47008BLU	26mm	1.12 (28.4)	2.04 (51.8)

For FKM seal option, add V suffix to part number. Example: LQ6D17006BLUV  
For FVMQ seal option, add FLS suffix to part number. Example: LQ6D17006BLUFLS

<sup>1</sup>All SAE terminations are compatible with SAE J1926-1 ports.  
<sup>2</sup>All G (BSPP) terminations are compatible with ISO 1179-1 ports.  
<sup>3</sup>One-piece design

## PRODUCT DIMENSIONS



- A = Height/Diameter
- B = Total Length
- C = Connected Length

All measurements are in inches (millimeters) unless otherwise noted.